



AVALON COLLECTION

*Traditional*

SERIES OF FINE WOOD CARRIAGE DOORS



## AVALON COLLECTION

The Avalon Collection offers plenty of classic panel door designs that can be customized to meet virtually any project need. Crafted from kiln-dried hemlock fir, each Avalon door frame features milled edges and stile and rail joinery for beauty and dependability. Mix and match panel sizes and styles and choose from a variety of window patterns to compliment the surrounding architecture. With Avalon, elegant styling and modern functionality combine to create remarkable curb appeal for years to come.



*AV-TF-12L-3BP Features trifold look with beaded panels. 3 sections high.*



## FEATURES & BENEFITS

### Popular Carriage Door Styles

The Avalon Collection is ideal for paint finishes, and is available in swing, trifold and bifold door designs to satisfy many architectural styles.

### Standard and Custom Sizes

Whether it's new construction or remodeling, Avalon is available in standard or custom sizes for single and double car applications.

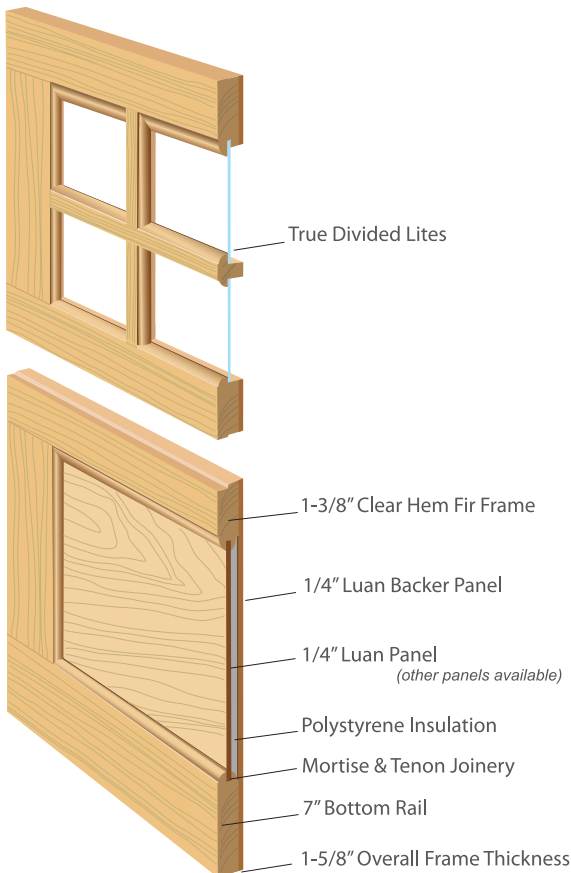
### True Divided Lites

Milled window muntins surround individual panes of glass for rich, authentic detailing.

### Several Panel Types

Avalon panels can be specified in a variety of sizes and styles to create striking character and style.

### Avalon Construction Detail



AV-BF-8L-8FP Features bifold look, flat panels. 3 sections high.



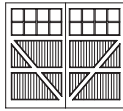
AV-SW-16L-XB-2RP Features swing look, raised panels, cross bucks. 3 sections high. Optional Decorative Hardware: Bean Pull Handles



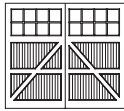
## AVALON COLLECTION DOOR GALLERY

**SWING STYLE.** 16 lites shown, others available.


*Beaded Panels*



AV-SW-16L-VB-2BP

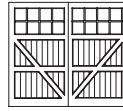


AV-SW-16L-ZB-2BP

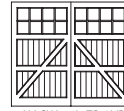


AV-SW-16L-XB-2BP


*V-Groove Panels*



AV-SW-16L-VB-2VP

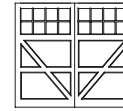


AV-SW-16L-ZB-2VP

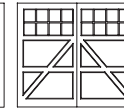


AV-SW-16L-XB-2VP


*Flat Panels*



AV-SW-16L-VB-2FP



AV-SW-16L-ZB-2FP



AV-SW-16L-XB-2FP



AV-SW-16L-AT-VB-2BP



AV-SW-16L-AT-ZB-2BP




AV-SW-16L-AT-XB-2BP



AV-SW-16L-AT-VB-2VP



AV-SW-16L-AT-ZB-2VP



AV-SW-16L-AT-XB-2VP



AV-SW-16L-AT-VB-2FP



AV-SW-16L-AT-ZB-2FP



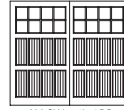
AV-SW-16L-AT-XB-2FP



AV-SW-16L-4BP



AV-SW-16L-6BP



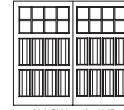
AV-SW-16L-8BP




AV-SW-16L-4VP



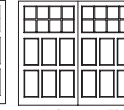
AV-SW-16L-6VP



AV-SW-16L-8VP



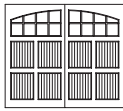
AV-SW-16L-4FP



AV-SW-16L-6FP



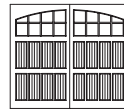
AV-SW-16L-8FP



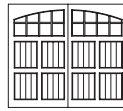
AV-SW-16L-AT-4BP



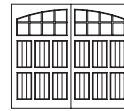
AV-SW-16L-AT-6BP



AV-SW-16L-AT-8BP



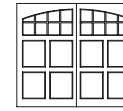
AV-SW-16L-AT-4VP



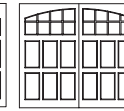
AV-SW-16L-AT-6VP



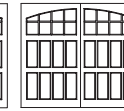
AV-SW-16L-AT-8VP



AV-SW-16L-AT-4FP



AV-SW-16L-AT-6FP




AV-SW-16L-AT-8FP

*Raised Panels*




AV-SW-16L-4RP



AV-SW-16L-6RP



AV-SW-16L-8RP



AV-SW-16L-XB-2RP



AV-SW-16L-AT-4RP



AV-SW-16L-AT-6RP



AV-SW-16L-AT-8RP



AV-SW-16L-AT-XB-2RP

**TRIFOLD STYLE.** 12 lites shown, others available.

*Beaded Panels*



AV-TF-12L-3BP



AV-TF-12L-ZB-3BP



AV-TF-12L-6BP

*V-Groove Panels*



AV-TF-12L-3VP




AV-TF-12L-ZB-3VP

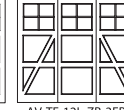


AV-TF-12L-6VP


*Flat Panels*



AV-TF-12L-3FP



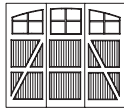
AV-TF-12L-ZB-3FP



AV-TF-12L-6FP



AV-TF-12L-AT-3BP



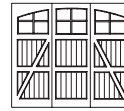
AV-TF-12L-AT-ZB-3BP




AV-TF-12L-AT-6BP



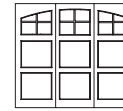
AV-TF-12L-AT-3VP



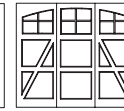
AV-TF-12L-AT-ZB-3VP



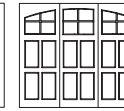
AV-TF-12L-AT-6VP



AV-TF-12L-AT-3FP

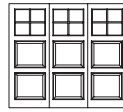


AV-TF-12L-AT-ZB-3FP




AV-TF-12L-AT-6FP

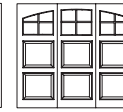
*Raised Panels*



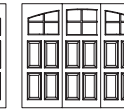
AV-TF-12L-3RP



AV-TF-12L-6RP



AV-TF-12L-AT-3RP



AV-TF-12L-AT-6RP

**BIFOLD STYLE.** 16 lites shown, others available.

*Beaded Panels*



AV-BF-16L-4BP




AV-BF-16L-8BP

*V-Groove Panels*




AV-BF-16L-4VP

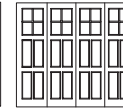


AV-BF-16L-8VP

*Flat Panels*



AV-BF-16L-4FP



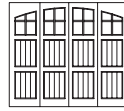
AV-BF-16L-8FP



AV-BF-16L-AT-4BP



AV-BF-16L-AT-8BP



AV-BF-16L-AT-4VP



AV-BF-16L-AT-8VP



AV-BF-16L-AT-4FP



AV-BF-16L-AT-8FP

*Raised Panels*



AV-BF-16L-4RP



AV-BF-16L-8RP



AV-BF-16L-AT-4RP



AV-BF-16L-AT-8RP

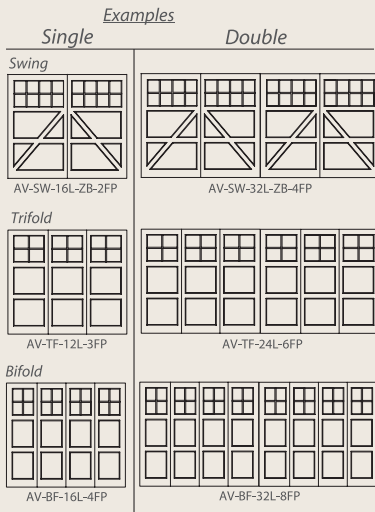
notes:

(1) Double door models available for all styles shown on this page.

(2) Custom designs require sketch to Artisan.



## DOOR TYPES & SIZES



Custom designs available. Send sketch to Artisan.

### Single Doors (to 12 ft)

Style No. of Panels Across

Swing 2, 4, 6, 8

Trifold 3, 6

Bifold 4, 8

### Double Doors (> 12 ft)

Style No. of Panels Across

Swing 4, 8, 12, 16

Trifold 6, 12

Bifold 8, 16

Door Height\* No. of Sections

up to 7'6" 3

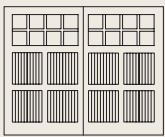
7'7" to 9'0" 4

\* call factory for other heights

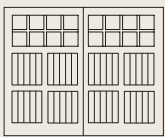
## PANEL STYLES & TRIM OPTIONS

(Shown in Swing Styles)

### 3-Sections High



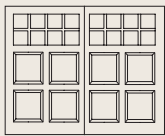
Beaded Panels: Pine Plywood



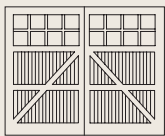
V-Groove Panels: Extrira



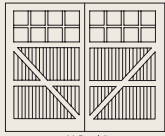
Flat Panels: Luan, MDO, Extrira



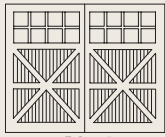
Raised Panels: Cedar, Extrira



Z-Brace\*




V-Buck\*

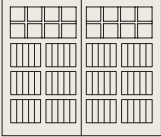


Z-Brace\*

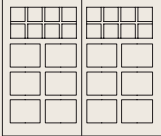
### 4-Sections High



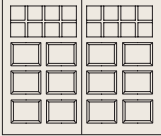
Beaded Panels: Pine Plywood



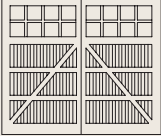
V-Groove Panels: Extrira



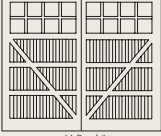
Flat Panels: Luan, MDO, Extrira



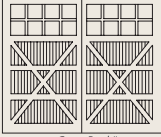
Raised Panels: Cedar, Extrira



Z-Brace\*



V-Buck\*



Cross Buck\*

## WINDOW PATTERNS

Arches and solid tops also available.

### Group A Swing Styles



8 Lites Per Panel



6 Lites Per Panel



4 Lites Per Panel



3 Lites Per Panel

### Group B Trifold, Bifold Styles



6 Lites Per Panel



4 Lites Per Panel



3 Lites Per Panel




2 Lites Per Panel

\*Also available with other panel styles (see door design gallery)


## ARTISAN DECORATIVE HARDWARE

Optional Artisan decorative hardware includes a collection of stunning strap hinges, pull handles and latches; all style-coordinated and hand-forged with a black powder coat finish. Available in two thicknesses: 1/4" and 3/16".

### Strap Hinges: Straight or Arched



BEAN: 42", 36", 30", 22"




HEART: 42", 36", 30", 22"



TULIP: 42", 36", 30", 22"

### Pull Handles



BEAN

HEART

TULIP

### Latches



BEAN

HEART

TULIP

## FACTORY PRIMING

Optional off-white latex primer is applied to all six (6) edges of the door sections.

## DOOR SPECIFICATIONS & CONSTRUCTION

- Frame consists of 1 3/8" clear hemlock fir and 1/4" plywood backer, with layer of polystyrene foam, to create overall door thickness of 1 5/8". All joints feature mortise and tenon construction, and are glued and pinned together.
- Flat panels are available in 1/4" luan plywood; or optional 1/4" MDO plywood; 5/8" Extrira®, smooth or v-groove; 3/8" beaded pine plywood.
- Optional raised panels are available in 3/4" clear, edge-glued western red cedar (mixed grain, no knots), or 5/8" Extrira®.
- Glazing is double strength clear glass.
- Grid patterns use true divided lites and 1 1/4" wide window muntin bars.
- Cedar door stops are available and include a choice of white, brown, sandtone or gray vinyl weather seals.

## FIELD FINISHING

Door sections must be finished on all six edges upon delivery and prior to installation. Use a high-quality latex product. Dark paint colors create excessive heat gain from ultra violet rays. For warranty to remain in effect, do not use paint colors with a light reflective value (LRV) of less than 60.

## GUARANTEED FOR QUALITY

Artisan warrants each Avalon door for a period of one year against manufacturing defects.



*AV-SW-12L-AT-6FP Features flat panels and arched glass sections. 4 sections high.*

**ARTISAN**  
CUSTOM DOORWORKS

[www.artisandoorworks.com](http://www.artisandoorworks.com)

975 Hemlock Road | Morgantown, Pennsylvania 19543 | 888.913.9170 | F: 610.913.6036

*Front Cover Photo: Avalon Collection AV-SW-16L-ZB-2BP. 3 sections high.  
Optional Decorative Hardware: Tulip Style*